

Moulding & Millwork Profile Guide



# About OrePac Building Products



## OUR HISTORY

OrePac is a family-owned and operated business, founded by the Hart family in 1976. Through strong leadership and a commitment to success, the company has grown into one of the premier distributors in the building industry.

Trust, integrity, and a dedication to excellence are the values most important to OrePac. That commitment can be found in the services we offer, the quality of the products we provide, and the way we treat our employees and customers. This dedication to our markets has enabled us to make a positive impact on the shelter industry and the communities we serve.

## OREPAC WILSONVILLE

The Wilsonville, Oregon branch was founded with the company in 1976. Located across the street from our Corporate Office, it remains the oldest branch with 20 private trucks, 200,000 square feet of warehouse space, and a delivery reach that stretches to Fortuna, California.



★ **CORPORATE**  
Wilsonville, OR

● **DISTRIBUTION CENTERS**



## DISTRIBUTION CENTERS

Boise, ID  
Bozeman, MT  
Denver, CO  
Ontario, CA  
Phoenix, AZ  
Sacramento, CA  
Salt Lake City, UT  
Spokane, WA  
Tacoma, WA  
Wilsonville, OR

# Table of Contents



623 (see page 11)



495 E2E Bullnose (see page 24)



356 Colonial (see page 18)

## 05 MOULDING 101

- 05 Handling of Millwork
- 06 Common Moulding Applications
- 08 Species Types

## 10 PROFILES

- 10 Architrave
- 11 Base
- 18 Casing
- 25 Crown
- 28 Stool, Chair Rail, Wainscot Cap, Base Cap
- 32 Rounds
- 33 Square, Stop, Parting Strip
- 34 Brickmould, Shake Mould, Hand Rail
- 35 Outside Corner
- 36 Lattice, Open Trim
- 37 Cove
- 38 Miscellaneous
- 43 Boards
- 51 Jambs, Frames
- 54 Mullion, Astragals, Plinth, Rosette, Universal Base Corners



### Unfinished Woodwork is Vulnerable!

- Apply finish as soon as possible following the manufacturer's finishing instructions.
- Never expose unpainted millwork to direct sunlight!
- Always protect unfinished millwork from moist conditions. Never store on the ground, on concrete, or where rain can blow in.
- All mouldings should be stored horizontally off the floor and in a dry location.

It's critical to protect millwork from direct sunlight prior to finishing to avoid rapid drying and bleaching. Even a few hours exposure to direct sunlight causes drying and bleaching. Millwork must be stored in a dry area away from excess heat. Never store on the ground, nor allow wood to come into direct contact with concrete. The natural tendency of concrete to absorb moisture can create a "wicking" of moisture out of the air or the ground and into the wood.



### Mouldings Must be Acclimated

72 hours prior to installation, mouldings should be unbundled and allowed to acclimate to the environment in the room in which they will be installed, with a controlled humidity level. The humidity at the time of acclimation should be similar to the humidity expected upon occupancy of the project.



### Finishing

Light sanding is required on all non-primed millwork prior to finishing. Follow manufacturer's recommended instructions for your product type.



### **BACK BAND**

A rabbeted moulding used to surround the outside edge of casing.

### **BASE**

Applied where floor and walls meet, forming a visual foundation. Protects walls from kicks, bumps, furniture, etc. Base shoe and base cap are used to conceal uneven floor and wall junctions.

### **BASE CAPS**

A decorative member installed flush against wall at the top of an S4S baseboard. Can be used as panel moulding.

### **BASE SHOES**

Applied where base moulding meets floor. Protects base from damage. Conceals uneven lines or cracks.

### **BEDS**

Used where walls and ceiling meet. Installed either as flat or projected from surface.

### **BRICKMOULD**

Used as an exterior door and window casing. A thick moulding providing a surface for brick or other siding to butt against.

### **CASING**

Used to trim inside and outside of door and window openings.

### **CHAIR RAIL**

Interior moulding applied about one third up from the floor, paralleling base moulding and encircling the room.

### **CORNER GUARDS**

Outside (OS) corner guard is used to protect corners or to cover ragged edges where wall covering and painted surfaces meet at outside corner.

### **COVES**

Concave profile. Used at corners, particularly as a ceiling cornice.

### **CROWNS**

Used where wall and ceiling meet. Used to cover large angles; always installed projected from surface.

### **DRIP CAPS**

Applied over exterior window and door frames. Keeps water from seeping under the siding. Also directs water away from window glass.

### **HAND RAIL**

Used as a hand support in a stairwell.

### **HALF ROUNDS**

Can be used as a screen moulding, bead shelf edge or panel moulding.

### **LATTICE**

Originally used in trellis work. This small, plain S4S moulding is among the most versatile of profiles.

### **PANEL MOULD**

Used to form panels on walls, ceilings or built up cornice applications.

### **QUARTER ROUNDS**

May be used as a base shoe, inside corner moulding, or to cover any 90 degree recessed junction.

### **ROUNDS**

Most often used as a closet pole.

### **SHELF EDGE / SCREEN MOULD**

Used to hold glass in place. Also called glass stop, cove and bead, putty bead, glazing bead and staff bead.

### **STOP**

Nailed to the face of the door frame to prevent the door from swinging through.

### **WAINSCOT CAP**

Trims out the upper edge or top of a wainscot. Covers plywood's rough sawn edge in installations where it's exposed to view.



### CROWN

Used where wall and ceiling meet.  
Used to cover large angles; always installed projected from surface.

### PANEL MOULD

Used to form panels on walls, ceilings or built up cornice applications.

### CASING

Used to trim inside and outside of door and window openings.

### STOP

Nailed to the face of the door frame to prevent the door from swinging through.

### CHAIR RAIL

Interior moulding applied about one third up from the floor, paralleling base moulding and encircling the room.

### WAINSCOT CAP

Trims out the upper edge or top of a wainscot. Covers plywood's rough sawn edge in installations where it's exposed to view.

### BASE SHOE

Applied where base moulding meets floor. Protects base from damage. Conceals uneven lines or cracks.

### BASE

Applied where floor and walls meet, forming a visual foundation. Protects walls from kicks, bumps, furniture, etc. Base shoe and base cap are used to conceal uneven floor and wall junctions.

## SPECIES TYPES


---



### HEMLOCK

Hemlock is light brown with red tinges. It features uneven, commonly twisted grain and has a medium-coarse texture. A good selection if you plan on staining your jamb and frame components.

H



### MDF

Medium-Density Fiberboard (MDF) is a reconstituted wood panel product. It is dry-processed fiberboard manufactured from wood fibers. Known for its consistency, ease of handling and superior paint adhesion.


M



### SOLID PINE

Clear Pine is a knot-free wood with a signature rustic look. It is very sturdy and durable.

SP



### BIRCH

The wood of Yellow Birch is heavy, strong, close-grained, even-textured and shows a wide color variation from reddish-brown to creamy white. It is used for furniture, cabinetry and interior finish.

B



### FINGERJOINT PRIMED PINE

Primed Fingerjoint Pine is great for those who plan on painting their millwork but still prefer to work with real wood as opposed to MDF.

FJP



### CHERRY

Cherry is a very heavy and strong wood that machines and sands very smooth. From furniture to small accessories to built-ins, this is a top class wood.


C



### OAK

Oak is very hard, heavy and strong. Despite its density, it is very easy to work with.

O



### WALNUT

Quite durable and strong, its colors can be light to chocolate brown with large grown rings. The sapwood is often times white.

W



### KNOTTY ALDER

As one would expect, this wood can have many large knots and splits. This is the perfect choice for rustic style projects.

KA



### MAPLE

Maple is characterized as dense and light in color. It is a fine textured and close-grained wood that does not require filling.

MPL



### POPLAR

This is the most cost-effective hardwood offered. The softest of the hardwoods, Poplar is excellent for paint grade but can still be stained.

POP



### FIR

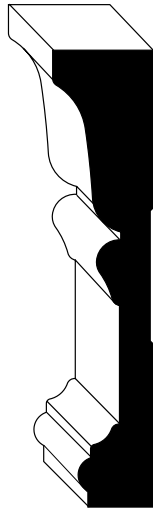
Douglas Fir is offered in vertical and mixed grain. Its pink color reddens over time.

F



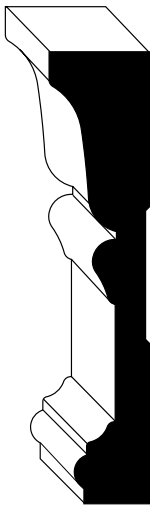


ARCHITRAVE



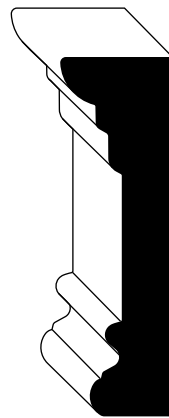
**5020 - ARCHITRAVE**

1-3/16" x 5-1/4" | (M)



**5020A - ARCHITRAVE**

1-3/16" x 5-1/4" | (H)




**5000 - ARCHITRAVE**

1-3/16" x 3-3/4" | (H)


**RB3 - ARCHITRAVE**


1-3/16" x 3-3/4" | (M)




<b>285 - MOULDED</b>	
1/2" x 5-1/4"	KA
<b>618 - MOULDED</b>	
1/2" x 5-1/4"	H
9/16" x 5-1/4"	M FJP





<b>620 - MOULDED</b>	
1/2" x 4-1/4"	KA
<b>620 - MOULDED</b> 	
9/16" x 4-1/4"	M




<b>217 - MOULDED</b>	
3/8" x 3-1/4"	O
<b>280 - MOULDED</b>	
1/2" x 3-1/4"	KA
<b>623 - MOULDED</b>	
1/2" x 3-1/4"	M
9/16" x 3-1/4"	FJP
7/16" x 3-1/4"	H



<b>625 - MOULDED</b>	
7/16" x 2-1/4"	H
9/16" x 2-1/4"	FJP
<b>634 - MOULDED</b>	
1/2" x 2-1/2"	M

<b>KEY:</b>	 Hemlock	 Fingerjoint Primed Pine	 Oak	 Knotty Alder	 MDF
-------------	---	---	---	--	---


BASE



**496 - BULLNOSE**  
 1/2" x 5" | KA  
 9/16" x 5-3/8" | H



**261 - BULLNOSE**  
 1/2" x 3-1/4" | M



**208 - STREAMLINE**  
 3/8" x 3-1/4" | O

**3102 - STREAMLINE**  
 7/16" x 3-1/4" | H



**41 - STREAMLINE**  
 7/16" x 2-1/4" | H°

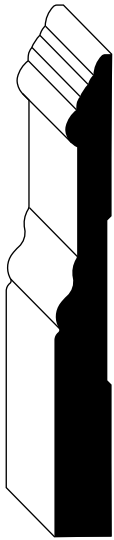


**240 - SANITARY**  
 3/8" x 2-1/4" | H




**7550 - CASCADE**

5/8" x 5-1/2"



**545 - BASE**

5/8" x 5"



**260 - COLONIAL**

3/8" x 3-1/4"



**412 - VICTORIAN**

9/16" x 4-1/4"



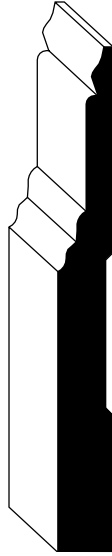
**230 - COMBO**

5/8" x 2-1/4"

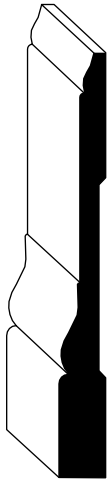


**KEY:** Hemlock Oak Knotty Alder MDF

BASE




**234 - BASE**  
9/16" x 5-1/2" | (M)




**243 - BASE**  
1/2" x 4-1/4" | (M)



**326 - BASE**  
9/16" x 3-3/8" | (M)



**290 - MODERN**  
1/2" x 4" | (M)



**291 - MODERN**  
1/2" x 5" | (M)



**714 - SIERRA**  
 9/16" x 7-1/4" | (M)



**473 - E2E BULLNOSE**  
 9/16" x 3-3/8" | (H)  
 9/16" x 3-9/16" | (KA)



**6688 - ALTA**  
 9/16" x 6-1/4" | (M)



**218 - SIERRA**  
 9/16" x 5-1/4" | (M)

KEY: (H) Hemlock (KA) Knotty Alder (M) MDF



“

Premium products  
to complete your home

”






CASING



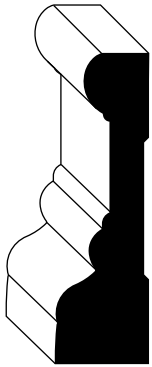
**535 - CASING**

11/16" x 3-1/2"	Ⓜ
3/4" x 3-1/2"	Ⓜ



**444 - COLONIAL**

5/8" x 3-1/8"	Ⓜ	Ⓜ
5/8" x 3-1/4"	Ⓜ	Ⓜ



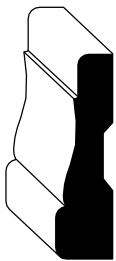
**338 - HOWE**

1" x 3-1/4"	Ⓜ
-------------	---



**312 - BEADED**

5/8" x 3"	Ⓜ
-----------	---



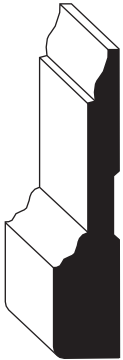
**356 - COLONIAL**

1/2" x 2-1/4"	Ⓜ	
9/16" x 2-1/4"	Ⓜ	
5/8" x 2-1/4"	Ⓜ	Ⓜ
11/16" x 2-1/4"	Ⓜ	



**410 - CASING**

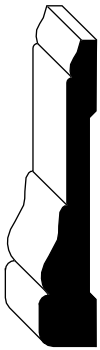
11/16" x 2-1/4"	Ⓜ
-----------------	---



**003 - CASING**  
 1 1/16" x 3-1/4" | (M)



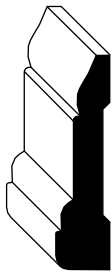
**388 - CASING**  
 1 1/16" x 3-1/4" | (M)



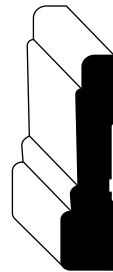
**233 - CASING**  
 5/8" x 3-1/4" | (M)



**72 - CASING**  
 1 1/16" x 3" | (M)



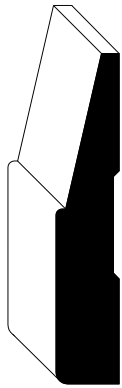
**19 - MOULDED**  
 9/16" x 2-1/4" | (H) (M)



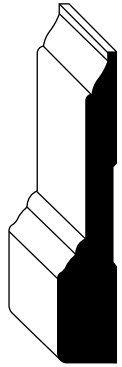
**102D - STEP**  
 9/16" x 2-1/4" | (H)

**KEY:** (H) Hemlock (FJP) Fingerjoint Primed Pine (O) Oak (KA) Knotty Alder (M) MDF

CASING



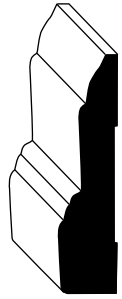
**7350 - CASCADE**  
11/16" x 3-1/2" | (M)



**150 - CASING**  
5/8" x 3-1/4" | (H)



**34 - STEP**  
5/8" x 3-1/4" | (FJP)



**140 - MOULDED**  
5/8" x 2-1/2" | (H) (FJP)



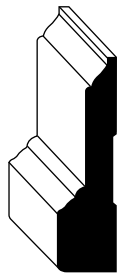
**32 - STEP**  
5/8" x 2-1/4" | (FJP)



**1208 - BEADED**  
 1 1/16" x 2-1/2" | **H** **FJP**



**190 - TRADITIONAL**  
 5/8" x 2-1/4" | **H**  
 5/8" x 2-1/2" | **FJP**



**002 - CASING**  
 5/8" x 2-1/4" | **M**



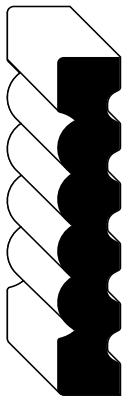
**3005 - BEADED**  
 1/2" x 1-1/2" | **H**

**KEY:** **H** Hemlock **FJP** Fingerjoint Primed Pine **M** MDF

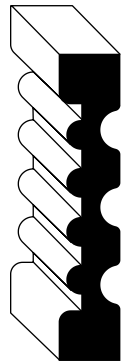
CASING



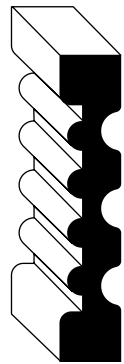
**1003 - FLUTED**  
 5/8" x 3-3/8" | (M)



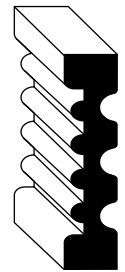
**908 - REED**  
 5/8" x 3-1/4" | (M)




**107 - FLUTE & REED**  
 11/16" x 3-1/4" | (FJP)



**1001 - FLUTE & REED**  
 11/16" x 3-1/4" | (H)



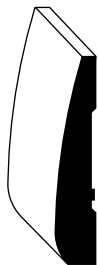
**109 - TRADITIONAL**  
 9/16" x 2-1/4" | (FJP)




<b>3002 - BEVEL</b>
1/2" x 2-1/4"   <b>H</b> <b>FJP</b>
<b>324 - BEVEL</b>
1/2" x 2-1/4"   <b>O</b>
<b>214 - BEVEL</b>
9/16" x 2-1/4"   <b>M</b>



<b>130 - SANITARY</b>
9/16" x 2-1/4"   <b>H</b>



<b>3014 - STREAMLINE</b>
7/16" x 2-1/4"   <b>H</b>




<b>3000 - BEVEL</b>
1/2" x 1-1/2"   <b>H</b>
1/2" x 1-1/2"   <b>FJP</b>
<b>324B - BEVEL</b>
1/2" x 1-9/16"   <b>O</b>
<b>158 - BEVEL</b>
9/16" x 1-9/16"   <b>M</b>



<b>110D - SANITARY</b>
9/16" x 1-1/2"   <b>H</b>

**KEY:** **H** Hemlock | **FJP** Fingerjoint Primed Pine | **O** Oak | **M** MDF

CASING




**495 - E2E BULLNOSE**

5/8" x 3-1/4"	Ⓜ
5/8" x 3-1/2"	Ⓚⓐ
11/16" x 3-1/2"	Ⓜ



**473 - E2E BULLNOSE**

9/16" x 2-1/4"	Ⓜ
----------------	---




**472 - VG E2E BULLNOSE**

5/8" x 2-1/4"	Ⓜ
---------------	---

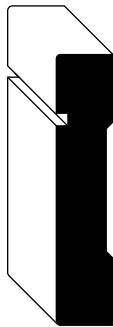
**472 - E2E BULLNOSE**

5/8" x 2-1/2"	Ⓚⓐ
---------------	----



**433 - E2E BULLNOSE**

9/16" x 3-1/4"	Ⓜ
11/16" x 3-1/4"	Ⓚⓐ



**90 - MODERN**

5/8" x 3"	Ⓜ
-----------	---



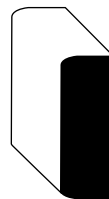
**492 - CASING**

1/2" x 2-1/2"	Ⓜ
---------------	---



**175 - VG E2E BULLNOSE**

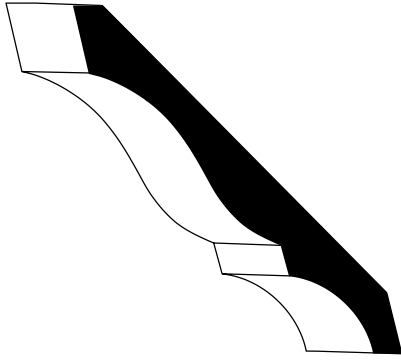
7/16" x 2-1/4"	Ⓜ
----------------	---



**100D - E2E BULLNOSE**

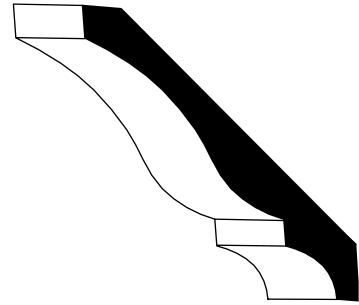
9/16" x 1-1/2"	Ⓜ
----------------	---





**46 - CROWN**

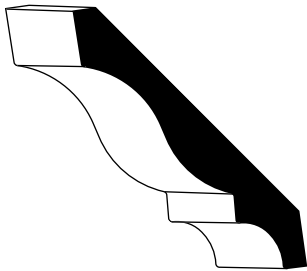
9/16" x 5-1/4" | (M)



**48 - CROWN**

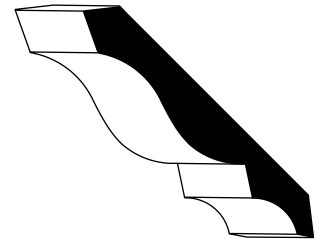
1/2" x 4-1/4" | (H)

9/16" x 4-1/4" | (M)



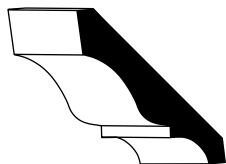
**49 - CROWN**

9/16" x 3-5/8" | (FJP) (M)



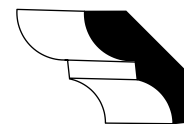
**50 - CROWN**

1/2" x 3-7/16" | (H)



**54 - CROWN**

1/2" x 2-1/4" | (H)

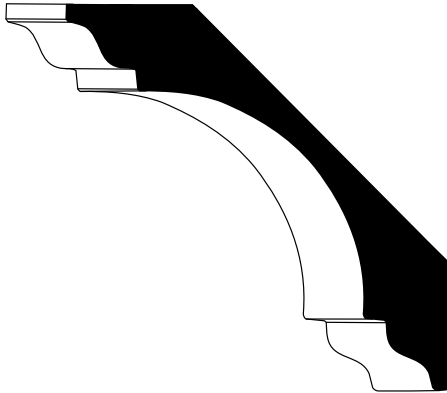


**75 - BED MOULD**

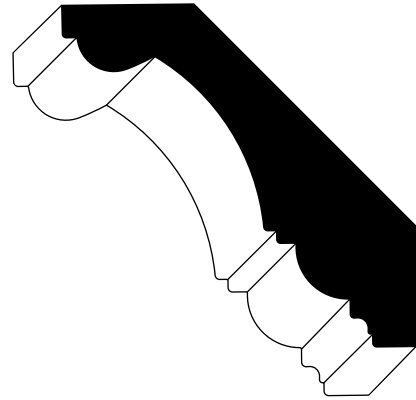
1/2" x 1-5/8" | (H)

**KEY:** (H) Hemlock (FJP) Fingerjoint Primed Pine (KA) Knotty Alder (M) MDF

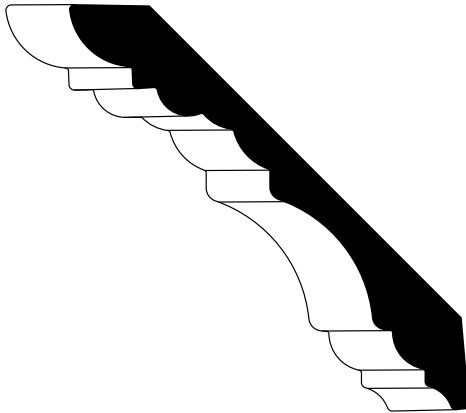
CROWN



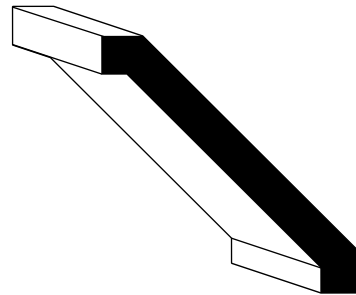
**329 - CROWN**  
1-1/4" x 6-5/16" | (M)



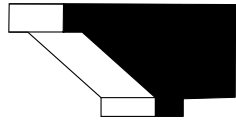
**514 - CROWN**  
1-1/4" x 5-1/4" | (KA)



**326 - CROWN**  
7/8" x 4-1/4" | (M)

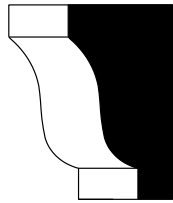


**7363 - CASCADE**  
9/16" x 3-5/8" | (M)



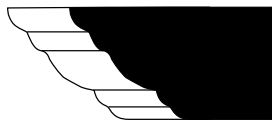
**320 - LINTEL**

1-3/16" x 2-1/4" | (M)



**248 - CROWN**

1-1/4" x 2-1/4" | (FJP)



**911D - LINTEL**

1-1/4" x 2-1/4" | (H)

**KEY:** (H) Hemlock (FJP) Fingerjoint Primed Pine (KA) Knotty Alder (M) MDF



**696 - WINDOW STOOL**

11/16" x 6-9/16" | (M)



**7035 - CASCADE**

5/8" x 3-1/2" | (M)



**297 - CHAIR RAIL**

11/16" x 3" | (M)



**390 - CHAIR RAIL**  
 5/8" x 2-7/16" | **H**  
 11/16" x 2-5/8" | **FJP**



**300 - WAINSCOT CAP**  
 3/4" x 2" | **M**



**163 - BASE CAP**  
 11/16" x 1-3/8" | **M**




**292 - WAINSCOT CAP**  
 9/16" x 1-1/8" | **H**

**KEY:** **H** Hemlock | **FJP** Fingerjoint Primed Pine | **M** MDF






The finishing touches  
to transform any room



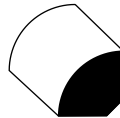
**3228 - FULL ROUND**  
 1-1/2" | H



**3226 - FULL ROUND**  
 1-5/16" | H



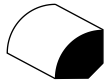
**3212 - HALF ROUND**  
 3/4" | H



**106 - QUARTER ROUND**  
 11/16" x 11/16" | FJP

**3206 - QUARTER ROUND**  
 11/16" x 11/16" | H

**105 - QUARTER ROUND**  
 3/4" x 3/4" | O



**108 - QUARTER ROUND**  
 1/2" x 1/2" | FJP

**3202 - QUARTER ROUND**  
 1/2" x 1/2" | H



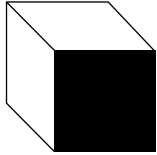
**3201 - QUARTER ROUND**  
 3/8" x 3/8" | H

**111S - QUARTER ROUND**  
 3/8" x 3/8" | KA



**3200 - QUARTER ROUND**  
 1/4" x 1/4" | H





**3517 - SQUARE**

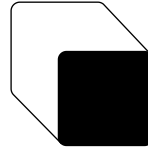
1-1/16" x 1-1/16" | **H**

**360 - SQUARE**

3/4" x 3/4" | **FJP**

**239 - SQUARE**

3/4" x 3/4" | **O**



**3516 - E4E**

11/16" x 11/16" | **H**



**869 - BULLNOSE STOP**

7/16" x 1-1/16" | **H**

**887 - BULLNOSE STOP**

3/8" x 1-1/4" | **O**

**865 - BULLNOSE STOP**

7/16" x 1-1/2" | **H**

**866 - BULLNOSE STOP**

7/16" x 1-5/16" | **H**

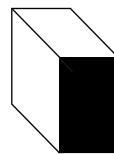
**413 - BULLNOSE STOP**

7/16" x 1-5/8" | **H**



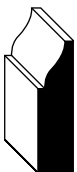
**3428 - PARTING STRIP**

7/16" x 11/16" | **H**



**254 - PARTING STRIP**

1/2" x 3/4" | **FJP**



**936 - COLONIAL STOP**

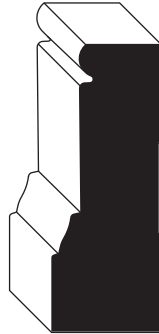
3/8" x 1-3/8" | **H**



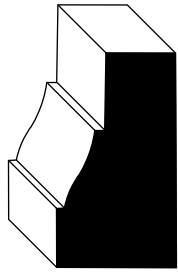
**418 - OG STOP**

7/16" x 1-1/8" | **H**

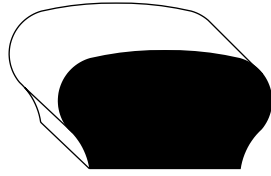
**KEY:** **H** Hemlock | **FJP** Fingerjoint Primed Pine | **KA** Knotty Alder | **O** Oak



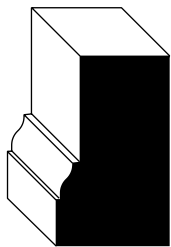
**181 - BRICKMOULD**  
 1-1/4" x 3-1/4" | FJP




**442 - SHAKE MOULD**  
 1-1/4" x 2-1/4" | H FJP




**3507 - OVAL HAND RAIL**  
 1-1/4" x 2-1/4" | H FJP




**180 - BRICKMOULD**  
 1-1/4" x 2" | H FJP KA



**231 - HAND RAIL**  
 1-7/16" x 1-5/8" | H



**204 - OUTSIDE CORNER**  
 1-1/4" x 1-1/4" | H




**205 - OUTSIDE CORNER**  
 1-1/16" x 1-1/16" | O

**205 - OUTSIDE CORNER**  
 1-1/8" x 1-1/8" | FJP



**3280 - OUTSIDE CORNER**  
 1-1/16" x 1-1/16" | H




**206 - OUTSIDE CORNER**  
 3/4" x 3/4" | FJP O



**3282 - OUTSIDE CORNER**  
 11/16" x 11/16" | H

**KEY:** H Hemlock | FJP Fingerjoint Primed Pine | O Oak | KA Knotty Alder



**264 - LATTICE**  
 1/4" x 2-1/4" | H



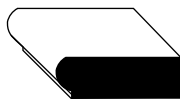
**266 - LATTICE**  
 1/4" x 1-5/8" | H



**267 - LATTICE**  
 1/4" x 1-3/8" | H  
 9/32" x 1-3/8" | FJP

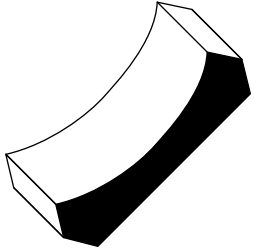


**268 - LATTICE**  
 1/4" x 1-1/8" | H

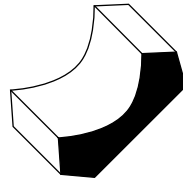


**953 - OPEN TRIM**  
 7/16" x 1-5/16" | H KA  
 7/16" x 1-3/8" | FJP M

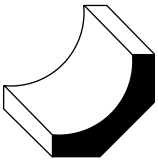
COVE



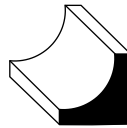
**305 - COVE**  
 5/8" x 2-5/8" | **H**



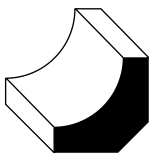
**85 - COVE**  
 9/16" x 1-3/4" | **FJP**



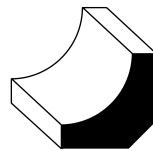
**334 - COVE**  
 1/2" x 1-1/2" | **H**



**93 - COVE**  
 3/4" x 3/4" | **FJP** **O**



**3264 - COVE**  
 11/16" x 11/16" | **H**



**3260 - COVE**  
 1/2" x 1/2" | **H**

**KEY:** **H** Hemlock **FJP** Fingerjoint Primed Pine **O** Oak **KA** Knotty Alder **M** MDF




**1010 - PICTURE MOULD**  
 1 1/16" x 1-5/8" | H



**440 - SHINGLE MOULD**  
 5/8" x 1-1/2" | H



**705 - PANEL CAP**  
 3/4" x 1-1/8" | H



**3288 - BASE SHOE**  
 7/16" x 1 1/16" | H

**126 - BASE SHOE**  
 1/2" x 3/4" | FJP O




**703 - PANEL CAP**  
 1/2" x 3/4" | H



**3274 - SCREEN FLAT**  
 1/4" x 3/4" | H

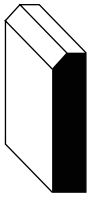
**142 - SCREEN FLAT**  
 1/4" x 3/4" | FJP O



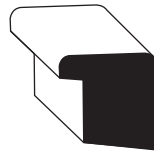
**30 - BACKSPLASH**  
5/8" x 3-1/2" | ○




**190 - COUNTER**  
3/8" x 1-3/4" | ○



**33 - COUNTER**  
3/8" x 1-1/2" | ○



**1021 - OS BACK BAND**  
1-1/16" x 1-1/16" | H



**995 - CANT STRIP**  
3/4" x 3/4" | SP

**KEY:** H Hemlock | SP Solid Pine | FJP Fingerjoint Primed Pine | ○ Oak







Elegance  
is in the details



**T&G 1X4 VG -  
FINGERJOINT FVGTG104FJ**  
3/4" x 3-1/2" | **F**



**VERTICAL GRAIN  
T&G 1X4 VFFVGTG104**  
3/4" x 3-1/2" | **F**

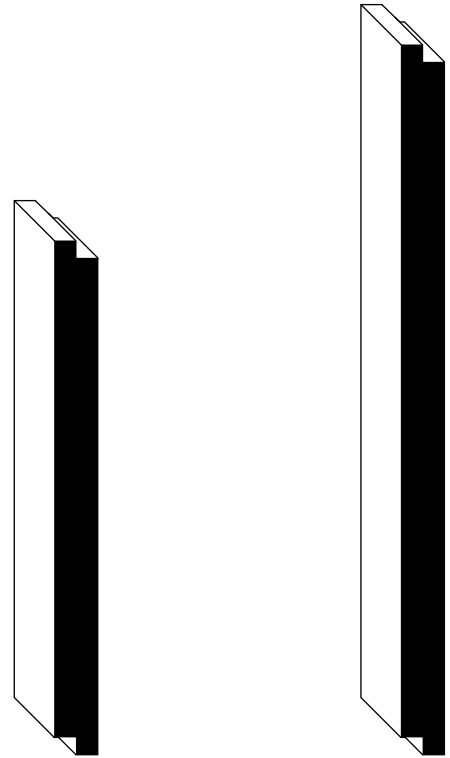


**PRIMED PINE  
T&G 1X4 P3635804TG**  
1/2" x 3-5/16" | **FJP**

**PRIMED PINE  
T&G 1X6 P363106TG**  
3/4" x 5-1/2" | **FJP**

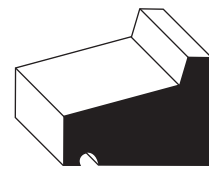


**T&G MG HBP5804**  
5/8" x 3-1/2" | **H**




**106SL - SHIP LAP**  
12mm x 5-1/2" | **M**

**108SL - SHIP LAP**  
12mm x 5-1/2" | **M**



**188 - DRIP CAP**  
1-1/16" x 1-5/8" | **H**




**352 - 90 DEGREE  
CORNER**  
1-1/4" x 3-1/4" | **FJP**


# MDF BOARDS



<b>E2E - 1/2 X 2</b> <hr/> 1/2" x 1-1/2"   (M)	<b>E2E - 1/2 X 5</b> <hr/> 1/2" x 4-1/2"   (M)	
<b>E2E - 1/2 X 3</b> <hr/> 1/2" x 2-1/2"   (M)	<b>E2E - 1/2 X 6</b> <hr/> 1/2" x 5-1/2"   (M)	
<b>E2E - 1/2 X 4</b> <hr/> 1/2" x 3-1/2"   (M)	<b>E2E - 1/2 X 8</b> <hr/> 1/2" x 7-1/4"   (M)	<b>E2E - 1/2 X 10</b> <hr/> 1/2" x 8-1/4"   (M)



<b>E2E - 1 X 2</b> <hr/> 11/16" x 1-1/2"   (M)	<b>E2E - 1 X 5</b> <hr/> 11/16" x 4-9/16"   (M)	<b>E2E - 1 X 8</b> <hr/> 11/16" x 7-1/4"   (M)
<b>E2E - 1 X 3</b> <hr/> 11/16" x 2-1/2"   (M)	<b>E2E - 1 X 6</b> <hr/> 11/16" x 5-1/2"   (M)	<b>E2E - 1 X 10</b> <hr/> 11/16" x 9-1/4"   (M)
<b>E2E - 1 X 4</b> <hr/> 11/16" x 3-1/2"   (M)	<b>E2E - 1 X 7</b> <hr/> 11/16" x 6-9/16"   (M)	<b>E2E - 1 X 12</b> <hr/> 11/16" x 11-1/4"   (M)



<b>E2E - 5/4 X 4</b> <hr/> 1" x 3-1/2"   (M)
<b>E2E - 5/4 X 6</b> <hr/> 1" x 5-1/2"   (M)
<b>E2E - 5/4 X 8</b> <hr/> 1" x 7-1/4"   (M)

KEY: (H) Hemlock (FJP) Fingerjoint Primed Pine (F) Fir (M) MDF


FIR BOARDS



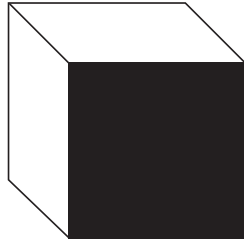
<b>S4S - 1/2 X 4 VG</b>
1/2" x 3-1/2"   <b>F</b>
<b>S4S - 1/2 X 6 VG</b>
1/2" x 5-1/2"   <b>F</b>
<b>S4S - 1/2 X 8 VG</b>
1/2" x 7-1/4"   <b>F</b>




<b>S4S - 1 X 2 VG</b>	<b>S4S - 1 X 5 VG</b>	
3/4" x 1-1/2"   <b>F</b>	3/4" x 4-9/16"   <b>F</b>	
<b>S4S - 1 X 3 VG</b>	<b>S4S - 1 X 6 VG</b>	<b>S4S - 1 X 10 VG</b>
3/4" x 2-1/2"   <b>F</b>	3/4" x 5-1/2"   <b>F</b>	3/4" x 9-1/4"   <b>F</b>
<b>S4S - 1 X 4 VG</b>	<b>S4S - 1 X 8 VG</b>	<b>S4S - 1 X 12 VG</b>
3/4" x 3-1/2"   <b>F</b>	3/4" x 7-1/4"   <b>F</b>	3/4" x 11-1/4"   <b>F</b>



<b>S4S - 5/4 X 4 VG</b>
1" x 3-1/2"   <b>F</b>
<b>S4S - 5/4 X 6 VG</b>
1" x 5-1/2"   <b>F</b>
<b>S4S - 5/4 X 8 VG</b>
1" x 7-1/4"   <b>F</b>



**S4S - 2 X 2 MG**  
 1-1/2" x 1-1/2" | **F**



**S4S - 2 X 3 VG**  
 1-1/2" x 2-1/2" | **F**

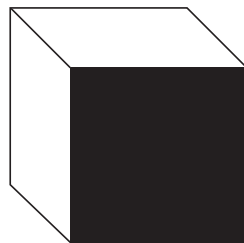
**S4S - 2 X 8 VG**  
 1-1/2" x 7-1/4" | **F**

**S4S - 2 X 4 VG**  
 1-1/2" x 3-1/2" | **F**

**S4S - 2 X 10 VG**  
 1-1/2" x 9-1/4" | **F**

**S4S - 2 X 6 VG**  
 1-1/2" x 5-1/2" | **F**

**S4S - 2 X 12 VG**  
 1-1/2" x 11-1/4" | **F**



**S4S - 4 X 4 MG**  
 3-1/2" x 3-1/2" | **F**

**KEY:** **F** Fir


FINGERJOINT PRIMED PINE BOARDS



<b>S4S - 1/2 X 4</b>	
1/2" x 3-1/2"	FJP
<b>S4S - 1/2 X 6</b>	
1/2" x 5-1/2"	FJP



<b>S4S - 1 X 2 FJPR</b>	<b>S4S - 1 X 5 FJPR</b>	
3/4" x 1-1/2"   FJP	3/4" x 4-1/2"   FJP	
<b>S4S - 1 X 3 FJPR</b>	<b>S4S - 1 X 6 FJPR</b>	<b>S4S - 1 X 10 FJPR</b>
3/4" x 2-1/2"   FJP	3/4" x 5-1/2"   FJP	3/4" x 9-1/4"   FJP
<b>S4S - 1 X 4 FJPR</b>	<b>S4S - 1 X 8 FJPR</b>	<b>S4S - 1 X 12 FJPR</b>
3/4" x 3-1/2"   FJP	3/4" x 7-1/4"   FJP	3/4" x 11-1/4"   FJP



<b>S4S - 5/4 X 6</b>	
1-1/8" x 5-1/2"	FJP
<b>S4S - 5/4 X 8</b>	
1-1/8" x 7-1/4"	FJP

# HEMLOCK BOARDS




<b>S4S - 1/2 X 4</b>	
1/2" x 3-1/2"	<b>H</b>
<b>S4S - 1/2 X 6</b>	
1/2" x 5-1/2"	<b>H</b>



<b>S4S - 1 X 2 VG</b> 3/4" x 1-1/2"   <b>H</b>	<b>S4S - 1 X 5 VG</b> 3/4" x 4-1/2"   <b>H</b>	<b>S4S - 1 X 8 VG</b> 3/4" x 7-1/4"   <b>H</b>
<b>S4S - 1 X 3 VG</b> 3/4" x 2-1/2"   <b>H</b>	<b>S4S - 1 X 6 VG</b> 3/4" x 5-1/2"   <b>H</b>	<b>S4S - 1 X 10 VG</b> 3/4" x 9-1/4"   <b>H</b>
<b>S4S - 1 X 4 VG</b> 3/4" x 3-1/2"   <b>H</b>	<b>S4S - 1 X 7 VG</b> 3/4" x 6-1/2"   <b>H</b>	<b>S4S - 1 X 12 VG</b> 3/4" x 11-1/4"   <b>H</b>




<b>S4S - 1 X 2 MG</b> 3/4" x 1-1/2"   <b>H</b>	<b>S4S - 1 X 5 MG</b> 3/4" x 4-1/2"   <b>H</b>	
<b>S4S - 1 X 3 MG</b> 3/4" x 2-1/2"   <b>H</b>	<b>S4S - 1 X 6 MG</b> 3/4" x 5-1/2"   <b>H</b>	<b>S4S - 1 X 10 MG</b> 3/4" x 9-1/4"   <b>H</b>
<b>S4S - 1 X 4 MG</b> 3/4" x 3-1/2"   <b>H</b>	<b>S4S - 1 X 8 MG</b> 3/4" x 7-1/4"   <b>H</b>	<b>S4S - 1 X 12 MG</b> 3/4" x 11-1/4"   <b>H</b>




<b>S4S - 5/4 X 4 VG</b>	
1" x 3-1/2"	<b>H</b>
<b>S4S - 5/4 X 6 VG</b>	
1" x 5-1/2"	<b>H</b>

**KEY:** **H** Hemlock **FJP** Fingerjoint Primed Pine

KNOTTY ALDER BOARDS



			<b>E2E - 1 X 8</b> 3/4" x 7-1/4"   KA
<b>E2E - 1 X 2</b> 3/4" x 1-1/2"   KA	<b>E2E - 1 X 5</b> 3/4" x 4-1/2"   KA	<b>E2E - 1 X 10</b> 3/4" x 9-1/4"   KA	
<b>E2E - 1 X 3</b> 3/4" x 2-1/2"   KA	<b>E2E - 1 X 6</b> 3/4" x 5-1/2"   KA	<b>E2E - 1 X 10 EG</b> 3/4" x 9-1/4"   KA	
<b>E2E - 1 X 4</b> 3/4" x 3-1/2"   KA	<b>E2E - 1 X 7</b> 3/4" x 6-1/2"   KA	<b>E2E - 1 X 12</b> 3/4" x 11-1/4"   KA	



<b>E2E - 5/4 X 4</b> 1" x 3-1/2"   KA
<b>E2E - 5/4 X 6</b> 1" x 5-1/2"   KA
<b>E2E - 5/4 X 8</b> 1" x 7-1/4"   KA






<p><b>S4S - 1/4 X 2</b></p> <hr/> <p>1/4" x 1-1/2"   POP</p>	<p><b>S4S - 1/4 X 5</b></p> <hr/> <p>1/4" x 4-1/2"   O</p>
<p><b>S4S - 1/4 X 3</b></p> <hr/> <p>1/4" x 2-1/2"   POP</p>	<p><b>S4S - 1/4 X 6</b></p> <hr/> <p>1/4" x 5-1/2"   POP</p>
<p><b>S4S - 1/4 X 4</b></p> <hr/> <p>1/4" x 3-1/2"   O POP</p>	<p><b>S4S - 1/4 X 8</b></p> <hr/> <p>1/2" x 7-1/4"   POP</p>



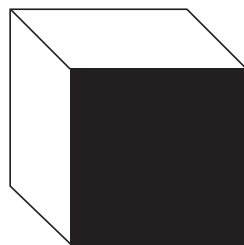
<p><b>S4S - 1/2 X 2</b></p> <hr/> <p>1/2" x 1-1/2"   O POP</p>	
<p><b>S4S - 1/2 X 3</b></p> <hr/> <p>1/2" x 2-1/2"   O POP</p>	<p><b>S4S - 1/2 X 6</b></p> <hr/> <p>1/2" x 5-1/2"   O POP</p>
<p><b>S4S - 1/2 X 4</b></p> <hr/> <p>1/2" x 3-1/2"   O POP</p>	<p><b>S4S - 1/2 X 8</b></p> <hr/> <p>1/2" x 7-1/4"   O POP</p>

<b>KEY:</b>	<b>KA</b> Knotty Alder	<b>O</b> Oak	<b>POP</b> Poplar	<b>B</b> Birch	<b>C</b> Cherry	<b>W</b> Walnut	<b>MPL</b> Maple
-------------	------------------------	--------------	-------------------	----------------	-----------------	-----------------	------------------

HARDWOOD BOARDS



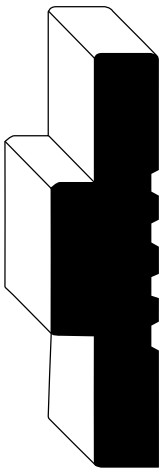
<p><b>S4S - 1 X 2</b></p> <p>3/4" x 1-1/2"        </p>	<p><b>S4S - 1 X 3</b></p> <p>3/4" x 2-1/2"       </p>	<p><b>S4S - 1 X 6</b></p> <p>3/4" x 5-1/2"        </p>	<p><b>S4S - 1 X 10</b></p> <p>3/4" x 9-1/4"   </p>
<p><b>S4S - 1 X 4</b></p> <p>3/4" x 3-1/2"        </p>	<p><b>S4S - 1 X 8</b></p> <p>3/4" x 7-1/4"    </p>	<p><b>S4S - 1 X 12</b></p> <p>3/4" x 11-1/4"    </p>	



**S4S - 2 X 2**

1-1/2" x 1-1/2" |

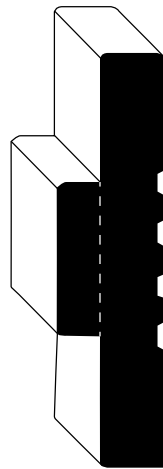
**KEY:** Hemlock Solid Pine Fingerjoint Primed Pine Knotty Alder



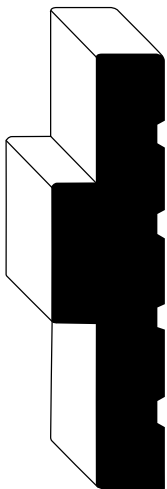
**4-9/16 - INT JAMB**  
 1-1/4" x 4-9/16" | H SP EJP KA

---

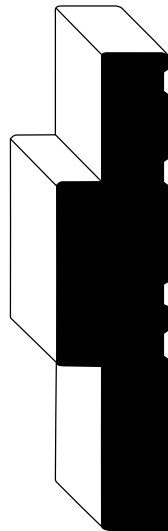
**4-9/16 - INT JAMB COMBINATION**  
 1-1/4" x 4-9/16" | KA



**4-9/16 - INT JAMB APPLIED STOP**  
 1-1/4" x 4-9/16" | SP O



**4-13/16 - INT JAMB COMBINATION**  
 1-1/4" x 4-13/16" | H EJP KA



**5-1/4 - INT JAMB COMBINATION**  
 1-1/4" x 5-1/4" | H EJP KA

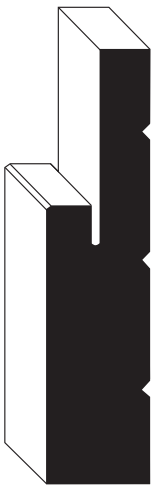
**KEY:** O Oak POP Poplar B Birch C Cherry W Walnut MPL Maple



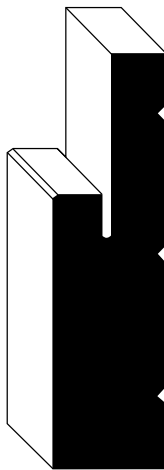
**7-1/4 - INT JAMB  
COMBINATION**  
1-1/4" x 7-1/4" | H FJP KA



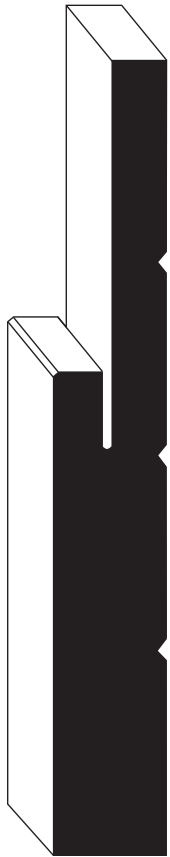
**6-9/16 - INT JAMB**  
1-1/4" x 6-9/16" | H SP FJP KA



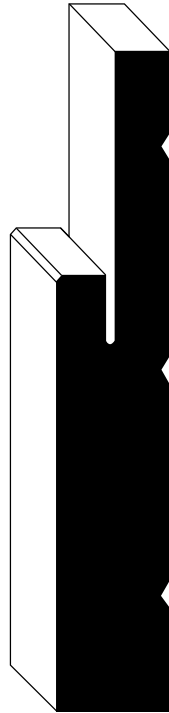
**5-1/4 - EXT JAMB**  
1-1/4" x 5-1/4" | H FJP



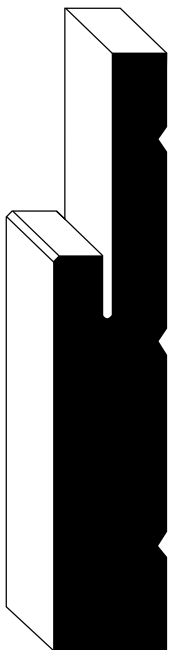
**4-9/16 - EXT JAMB**  
1-1/4" x 4-9/16" | H FJP KA



**8-7/8 - EXT FRAME**  
 1-1/4" x 8-7/8" | H FJP



**7-1/4 - EXT JAMB**  
 1-1/4" x 7-1/4" | H FJP KA



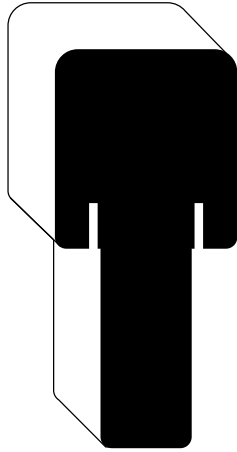
**6-9/16 - EXT JAMB**  
 1-1/4" x 6-9/16" | H FJP KA



**4-9/16 - INT FLAT**  
 11/16" x 4-9/16" | H FJP KA

**4-13/16 - INT FLAT**  
 11/16" x 4-13/16" | FJP

**KEY:** H Hemlock SP Solid Pine FJP Fingerjoint Primed Pine KA Knotty Alder



**MULLION**


1" x 4-3/8"

H FJP KA

**MULLION**

1-1/2" x 4-3/8"


FJP KA



**INTERIOR ASTRAGAL**

1-3/8"

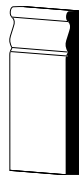
H SP KA



**EXTERIOR ASTRAGAL**

1-3/4"

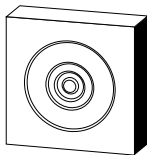
H KA



**PLINTH**

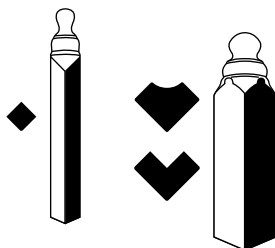
MDF Plinth Block	HCPBMDFP	3-1/2" x 6-1/2"	M
Plinth Block	HCPB	3-1/2" x 6-1/2" x 3/4"	KA
Plinth Block	HCPBS	2-1/2" x 4"	KA

**ROSETTE**



MDF Rosette Square Corner	HCSCMDF2	2-3/4" x 2-3/4" x 3/4"	M
MDF Rosette Square Corner	HCSCMDF3	3-1/2" x 3-1/2" x 3/4"	M
Rosette Square Corner	HCSCSGS	2-3/4" x 2-3/4" x 3/4"	KA
Rosette Square Corner	HCSCSG	3-1/2" x 3-1/2" x 3/4"	KA
Fluted Rosette	HC101R	3-1/2" x 3-1/2"	KA
Fluted Rosette	HC109R	2-1/2" x 2-1/3"	KA

**UNIVERSAL BASE CORNERS**



Universal Base Inside Corner	HCUBI	7-1/4"	H
Universal Base Outside Corner	HCUBO	7-1/4"	H
Universal Base Outside Corner Radius	HCUBOR	7-1/4"	H
Universal Base Inside Corner	HC388UISC	7-1/4"	KA
Universal Base Outside Corner	HC389UOSC	7-1/4"	KA

**KEY:** H Hemlock SP Solid Pine FJP Fingerjoint Primed Pine KA Knotty Alder M MDF



*Builders*  
® CHOICE

